

Standby Power Rating - SG080

100 kVA, 80 kW, 50 Hz

Prime Power Rating - PG072

90 kVA, 72 kW, 50 Hz

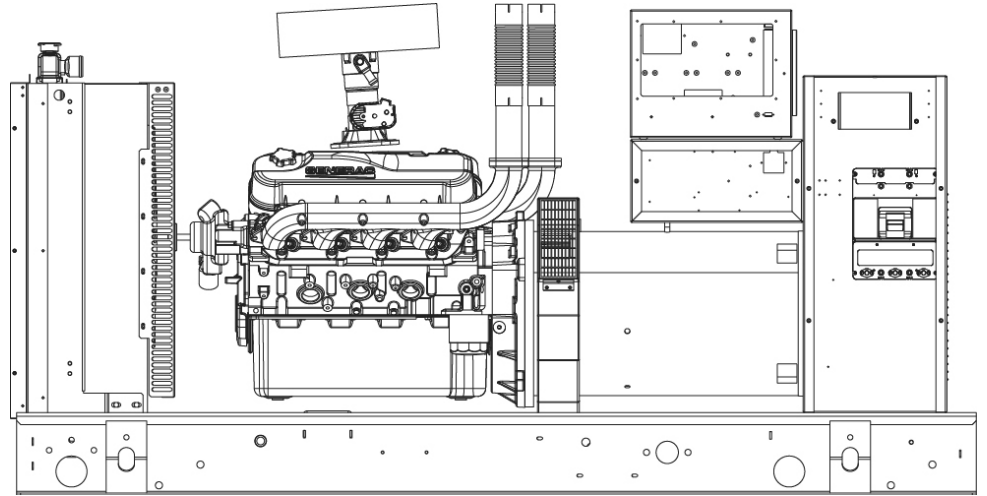


Image used for illustration purposes only



*Assembled in the USA using domestic and foreign parts

Codes and Standards

Generac products are designed to the following standards:



BS5514 and DIN 6271



SAE J1349



NFPA 37, 70, 99, 110



NEC700, 701, 702, 708



ISO 3046, 7637, 8528, 9001



NEMA ICS10, MG1, 250, ICS6, AB1



ANSI C62.41

Powering Ahead

Generac ensures superior quality by designing and manufacturing most of its generator components, such as alternators, enclosures, control systems and communications software. Generac also makes its own spark-ignited engines, and you'll find them on every Generac gaseous-fueled generator. We engineer and manufacture them from the block up — all at our facilities throughout Wisconsin. Applying natural gas and LP-fueled engines to generators requires advanced engineering expertise to ensure reliability, durability and necessary performance. By designing specifically for these dry, hotter-burning fuels, the engines last longer and require less maintenance. Building our own engines also means we control every step of the supply chain and delivery process, so you benefit from single-source responsibility.

Plus, Generac Industrial Power's distribution network provides all parts and service so you don't have to deal with third-party suppliers. It all leads to a positive owner experience and higher confidence level. Generac spark-ignited engines give you more options in commercial and industrial generator applications as well as extended run time from utility-supplied natural gas.

SG080/PG072 | 9.0L | 100 kVA INDUSTRIAL SPARK-IGNITED GENERATOR SET

Generac International Products

STANDARD FEATURES

ENGINE SYSTEM

- Oil Drain Extension
- Air Cleaner
- Fan Guard
- Stainless Steel Flexible Exhaust Connection
- Factory Filled Oil and Coolant

Fuel System

- Fuel Line - NPT Connection
- Primary and Secondary Fuel Shutoff

Cooling System

- Closed Coolant Recovery System
- UV/Ozone Resistant Hoses
- Factory-Installed Radiator
- 50/50 Ethylene Glycol Antifreeze

Electrical System

- Battery Charging Alternator
- Battery Cables
- Battery Tray
- Rubber-Booted Engine Electrical Connections
- Solenoid Activated Starter Motor

ALTERNATOR SYSTEM

- Class H Insulation Material
- 2/3 Pitch
- Skewed Stator
- Brushless Excitation
- Sealed Bearing
- Amortisseur Winding
- Full Load Capacity Alternator

GENERATOR SET

- Internal Genset Vibration Isolation
- Separation of Circuits - High/Low Voltage
- Separation of Circuits - Multiple Breakers
- Wrapped Exhaust Piping (Enclosed Only)
- Standard Factory Testing
- 2 Year Limited Warranty (Standby Rated Units)
- 1 Year Limited Warranty (Prime Rated Units)
- Silencer Mounted in the Discharge Hood (Enclosed Only)

ENCLOSURE (If Selected)

- Rust-Proof Fasteners with Nylon Washers to Protect Finish
- High Performance Sound-Absorbing Material (Sound Attenuation Enclosures)
- Gasketed Doors
- Stamped Air-Intake Louvers
- Upward Facing Discharge Hoods (Radiator and Exhaust)
- Stainless Steel Lift Off Door Hinges
- Stainless Steel Lockable Handles
- RhinoCoat™ - Textured Polyester Powder Coat Paint

CONTROL SYSTEM



Digital H Control Panel- Dual 4x20 Display

Program Functions

- Programmable Crank Limiter
- 7-Day Programmable Exerciser
- Special Applications Programmable Logic Controller
- RS-232/485 Communications
- 3-Phase Sensing Digital Voltage Regulator
- 2-Wire Start Capability
- Date/Time Fault History (Event Log)
- Isochronous Governor Control
- Waterproof/Sealed Connectors
- Audible Alarms and Shutdowns
- Not in Auto (Flashing Light)

- Auto/Off/Manual Switch
- E-Stop (Red Mushroom-Type)
- NFPA110 Level I and II (Programmable)
- Customizable Alarms, Warnings, and Events
- Modbus® Protocol
- Predictive Maintenance Algorithm
- Sealed Boards
- Password Parameter Adjustment Protection
- Single Point Ground
- 16 Channel Remote Trending
- 0.2 msec High Speed Remote Trending
- Alarm Information Automatically Annunciated on the Display

Full System Status Display

- Power Output (kW)
- Power Factor
- kW Hours, Total, and Last Run
- Real/Reactive/Apparent Power
- All Phase AC Voltage
- All Phase Currents
- Oil Pressure
- Coolant Temperature
- Coolant Level

- Engine Speed
- Battery Voltage
- Frequency

Alarms and Warnings

- Oil Pressure
- Coolant Temperature
- Coolant Level
- Low Fuel Pressure Alarm
- Engine Overspeed
- Battery Voltage
- Alarms and Warnings Time and Date Stamped
- Snap Shots of Key Operation Parameters During Alarms and Warnings
- Alarms and Warnings Spelled Out (No Alarm Codes)

CONFIGURABLE OPTIONS

ENGINE SYSTEM

- Engine Block Heater
- Air Filter Restriction Indicator
- Stone Guard (Open Set Only)
- Critical Exhaust Silencer (Open Set Only)

ELECTRICAL SYSTEM

- 10A Battery Charger

ALTERNATOR SYSTEM

- Alternator Upsizing
- Anti-Condensation Heater
- Tropical Coating

CIRCUIT BREAKER OPTIONS

- Main Line Circuit Breaker
- 2nd Main Line Circuit Breaker
- Shunt Trip and Auxiliary Contact
- Electronic Trip Breakers

GENERATOR SET

- GenLink® Communications Software (English Only)
- Extended Factory Testing (3-Phase Only)
- 8 Position Load Center
- Pad Vibration Isolators
- Up to 200 MPH Wind Load Rating (Contact Factory for Availability)

ENCLOSURE

- Weather Protected
- Level 1 Sound Attenuation
- Level 2 Sound Attenuation
- Steel Enclosure
- Aluminum Enclosure
- AC/DC Enclosure Lighting Kit
- Door Alarm Switch

CONTROL SYSTEM

- NFPA 110 Compliant 21-Light Remote Annunciator
- Remote Relay Assembly (8 or 16)
- Oil Temperature Indicator with Alarm
- Remote E-Stop (Break Glass-Type, Surface Mount)
- Remote E-Stop (Red Mushroom-Type, Surface Mount)
- Remote E-Stop (Red Mushroom-Type, Flush Mount)
- Remote Communication - Modem
- 10A Run Relay

ENGINEERED OPTIONS

ENGINE SYSTEM

- Coolant Heater Ball Valves
- Fluid Containment Pan

ALTERNATOR SYSTEM

- 3rd Breaker System

CONTROL SYSTEM

- Spare Inputs (x4) / Outputs (x4)
- Battery Disconnect Switch

GENERATOR SET

- Special Testing
- Battery Box

ENCLOSURE

- Motorized Dampers

APPLICATION AND ENGINEERING DATA

ENGINE SPECIFICATIONS

General

Make	Generac	
Cylinder #	8	
Type	V	
Displacement - L (in ³)	8.9 (540)	
Bore - mm (in)	114.23 (4.49)	
Stroke - mm (in)	107.15 (4.25)	
Compression Ratio	10.5:1 - G18	9.9:1 - G26
Intake Air Method	Naturally Aspirated	
Number of Main Bearings	5	
Connecting Rods	Forged Steel	
Cylinder Head	Cast Iron	
Cylinder Liners	No	
Ignition	High Energy	
Piston Type	Aluminum Alloy	
Crankshaft Type	Steel	
Lifter Type	Hydraulic Roller	
Intake Valve Material	Steel Alloy	
Exhaust Valve Material	Stainless Steel	
Hardened Valve Seats	Yes	

Engine Governing

Governor	Electronic
Frequency Regulation (Steady State)	±0.25%

Lubrication System

Oil Pump Type	Gear	
Oil Filter Type	Full-Flow Spin-On Cartridge	
Crankcase Capacity - L (qt)	8.5 (8.0) - G18	9.9 (10.5) w/ Filter - G26

Cooling System

Cooling System Type	Pressurized Closed Recovery	
Fan Type	Pusher	
Fan Speed - rpm	1,934 - G18	1,975 - G26
Fan Diameter - mm (in)	558 (22)	

Fuel System

Fuel Type	Natural Gas, Propane Vapor	
Carburetor	Down Draft	
Secondary Fuel Regulator	Standard	
Fuel Shut Off Solenoid	Standard	
Operating Fuel Pressure - kPa (in H ₂ O)	2.7 - 3.5 (11 - 14)	
Optional Operating Fuel Pressure - kPa (in H ₂ O)	1.7 - 2.7 (7 - 11)	

Engine Electrical System

System Voltage	12 VDC
Battery Charger Alternator	Standard
Battery Size	See Battery Index 0161970SBY
Battery Voltage	12 VDC
Ground Polarity	Negative

NOTE: G18 is all engines manufactured before October 12,2017. G26 is all engines manufactured after October 12,2017.

ALTERNATOR SPECIFICATIONS

Standard Model	Generac 390 mm
Poles	4
Field Type	Revolving
Insulation Class - Rotor	H
Insulation Class - Stator	H
Total Harmonic Distortion	<5% (3-Phase)
Telephone Interference Factor (TIF)	<50

Standard Excitation	Synchronous Brushless
Bearings	Sealed Ball
Coupling	Direct Drive
Prototype Short Circuit Test	Yes
Voltage Regulator Type	Full Digital
Number of Sensed Phases	All
Regulation Accuracy (Steady State)	±0.5%

SG080/PG072 | 9.0L | 100 kVA

INDUSTRIAL SPARK-IGNITED GENERATOR SET

Generac International Products

OPERATING DATA

POWER RATINGS - NATURAL GAS/PROPANE VAPOR

		Standby	Prime
Single-Phase 110/220 VAC @1.0pf	80 kVA/80 kW	Amps: 364	72 kVA/72 kW Amps: 327
Three-Phase 231/400 VAC @0.8pf	100 kVA/80 kW	Amps: 144	90 kVA/72 kW Amps: 130

STARTING CAPABILITIES (sKVA)

sKVA vs. Voltage Dip

231/400 VAC								110/220 VAC							
Alternator	kVA	10%	15%	20%	25%	30%	35%	Alternator	kVA	10%	15%	20%	25%	30%	35%
Standard	100	66	98	130	164	196	228	Standard	100	39	58	77	97	116	135
Upsize 1	130	96	144	193	241	289	337	Upsize 1	130	57	86	114	143	171	200

FUEL CONSUMPTION RATES*

Percent Load	Natural Gas – m ³ /hr (ft ³ /hr)		Propane Vapor – m ³ /hr (ft ³ /hr)	
	Standby	Prime	Standby	Prime
25%	11.2 (395.2)	10.1 (355.7)	4.4 (153.7)	3.9 (138.3)
50%	17.2 (607.7)	15.5 (546.9)	6.6 (232.2)	5.9 (209.0)
75%	22.9 (808.9)	20.6 (728.0)	8.9 (314.1)	8.0 (282.7)
100%	28.6 (1,009.1)	25.7 (908.2)	11.0 (388.6)	9.9 (349.7)

* Fuel supply installation must accommodate fuel consumption rates at 100% load.

COOLING

		Standby	Prime
Coolant Flow	lpm (gpm)	86.3 (22.8)	86.3 (22.8)
Air Flow (Inlet Air Combustion and Radiator)	m ³ /min (ft ³ /min)	131.4 (4,638)	131.4 (4,638)
Coolant System Capacity	L (gal)	22.7 (6.0)	22.7 (6.0)
Heat Rejection to Coolant	BTU/hr (kW)	390,000 (114.2)	312,000 (91.4)
Maximum Operating Ambient Temperature	°C (°F)	50 (122)	50 (122)
Maximum Operating Ambient Temperature (Before Derate)		See Bulletin No. 019927ASSD	
Maximum Radiator Backpressure	kPa (in H ₂ O)	0.12 (0.5)	0.12 (0.5)

COMBUSTION AIR REQUIREMENTS

	Standby	Prime
Flow at Rated Power m ³ /min (cfm)	6.1 (220)	5.49 (198)

ENGINE

EXHAUST

		Standby	Prime			Standby	Prime
Rated Engine Speed	rpm	1,500	1,500	Exhaust Flow (Rated Output)	m ³ /min (cfm)	21.6 (676)	19.4 (608)
Horsepower at Rated kW**	hp	119	107	Maximum Exhaust Backpressure	kPa (inHg)	1.5 (5.1)	1.5 (5.1)
Piston Speed	m/min (ft/min)	324 (1,062)	324 (1,062)	Exhaust Temp (Rated Output - Post Silencer)	°C (°F)	596 (1,104)	536 (993)
BMEP	kPa (psi)	834 (121)	752 (109)				

** Refer to "Emissions Data Sheet" for maximum bHP for EPA and SCAQMD permitting purposes.

Deration – Operational characteristics consider maximum ambient conditions. Derate factors may apply under atypical site conditions.

Please consult a Generac Power Systems Industrial Dealer for additional details. All performance ratings in accordance with ISO3046, BS5514, ISO8528, and DIN6271 standards.

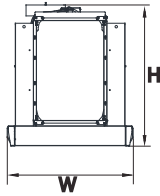
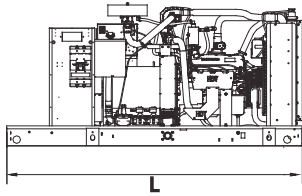
Standby - See Bulletin 0187500SSB

Prime - See Bulletin 0187510SSB

SG080/PG072 | 9.0L | 100 kVA
INDUSTRIAL SPARK-IGNITED GENERATOR SET

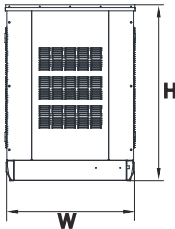
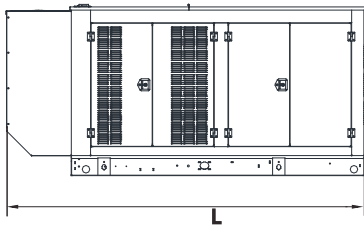
Generac International Products

DIMENSIONS AND WEIGHTS*




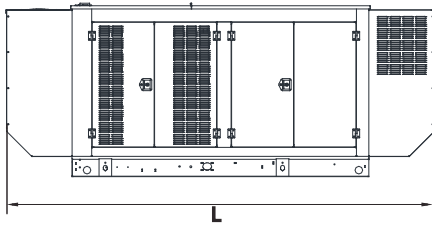
OPEN SET (Includes Exhaust Flex)

L x W x H - mm (in)	2,394 (94.2) x 1,016 (40.0) x 1,206 (47.5)
Weight - kg (lbs)	1,153 (2,543)



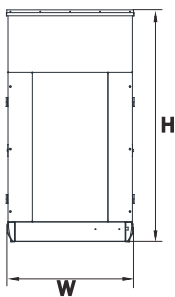
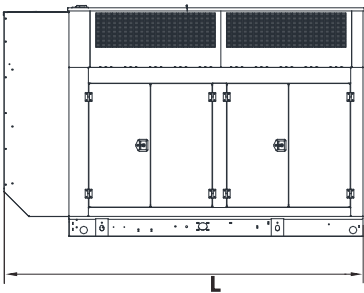
STANDARD ENCLOSURE

L x W x H - mm (in)	2,840 (111.8) x 1,028 (40.5) x 1,427 (56.2)
Weight - lbs (kg)	Steel: 1,393 (3,072) Aluminum: 1,271 (2,802)



LEVEL 1 ACOUSTIC ENCLOSURE

L x W x H - mm (in)	3,287 (129.4) x 1,028 (40.5) x 1,427 (56.2)
Weight - kg (lbs)	Steel: 1,466 (3,233) Aluminum: 1,303 (2,873)



LEVEL 2 ACOUSTIC ENCLOSURE

L x W x H - mm (in)	2,840 (111.8) x 1,028 (40.5) x 1,743 (68.6)
Weight - kg (lbs)	Steel: 1,254 (3,360) Aluminum: 1,328 (2,928)

* All measurements are approximate and for estimation purposes only.

YOUR FACTORY RECOGNIZED GENERAC INDUSTRIAL DEALER

Specification characteristics may change without notice. Please consult a Generac Power Systems Industrial Dealer for detailed installation drawings.